


# PRODUCT INFORMATION PACKET

Model No: 048A11T646  
Catalog No: X072  
1/3,1140,TEAO,48Z,1/60/208-230  
Condenser Fans



Regal and Marathon are trademarks of Regal Beloit Corporation or one of its affiliated companies.

©2018 Regal Beloit Corporation, All Rights Reserved. MC017097E



**Nameplate Specifications**

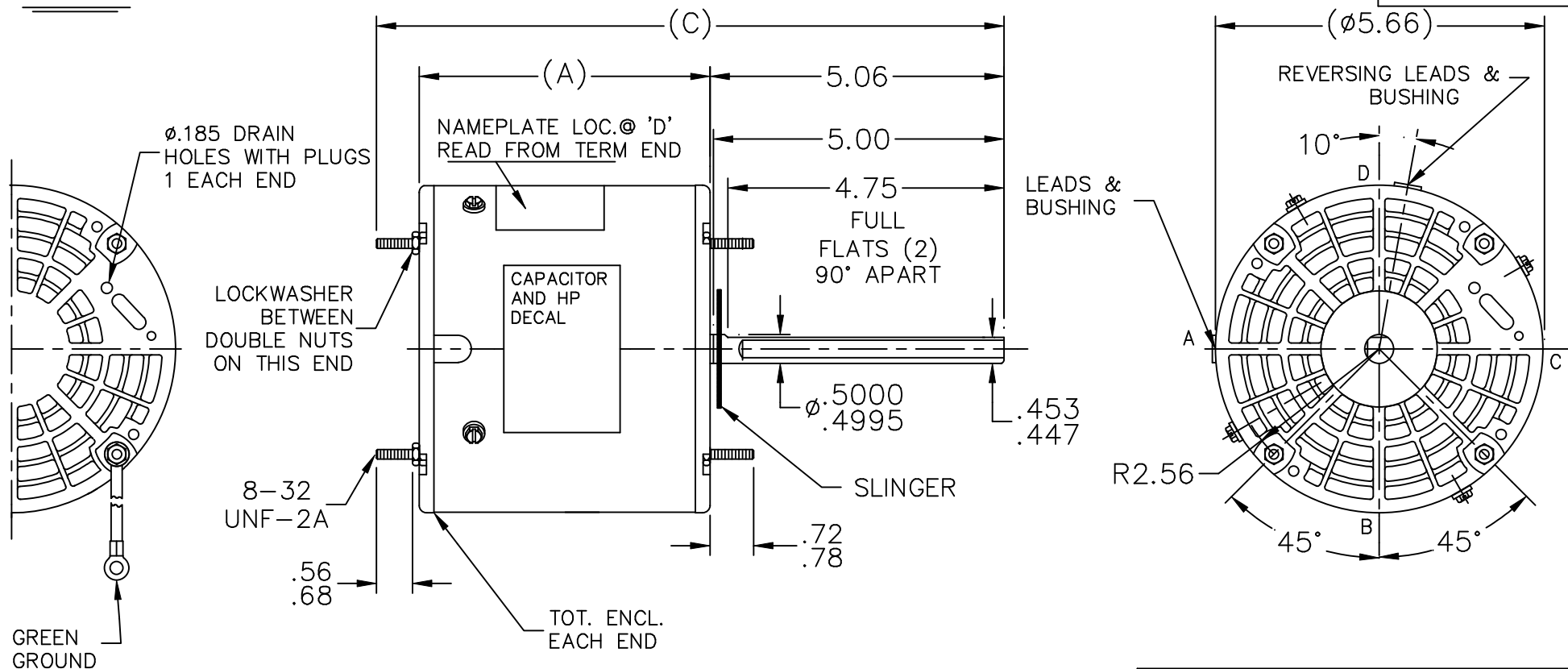
Output HP	<b>0.33 Hp</b>	Output KW	<b>0.25 kW</b>
Frequency	<b>60 Hz</b>	Voltage	<b>208-230 V</b>
Current	<b>2.3-2.3 A</b>	Speed	<b>1075 rpm</b>
Service Factor	<b>1</b>	Phase	<b>1</b>
Efficiency	<b>65.4 %</b>	Duty	<b>Continuous</b>
Insulation Class	<b>B</b>	Design Code	<b>NO DESIGN CODE</b>
KVA Code	<b>C</b>	Frame	<b>48Z</b>
Enclosure	<b>Totally Enclosed Air Over</b>	Overload Protector	<b>Automatic Lock Rotor Only</b>
Ambient Temperature	<b>60 °C</b>	Drive End Bearing Size	<b>6203</b>
Opp Drive End Bearing Size	<b>6203</b>	UL	<b>Recognized</b>
CSA	<b>Y</b>	CE	<b>N</b>
IP Code	<b>43</b>		

**Technical Specifications**

Electrical Type	<b>Permanent Split Capacitor</b>	Starting Method	<b>Across The Line</b>
Poles	<b>6</b>	Rotation	<b>Selective Counterclockwise</b>
Mounting	<b>Round - Extended Studs</b>	Motor Orientation	<b>Horizontal</b>
Drive End Bearing	<b>Ball</b>	Opp Drive End Bearing	<b>Ball</b>
Frame Material	<b>Rolled Steel</b>	Shaft Type	<b>Single Special Extension</b>
Overall Length	<b>10.80 in</b>	Frame Length	<b>4.50 in</b>
Shaft Diameter	<b>0.500 in</b>	Shaft Extension	<b>5.06 in</b>
Assembly/Box Mounting	<b>F1 Only</b>		
Outline Drawing	<b>A-SS403362-450</b>	Connection Diagram	<b>6906494</b>

**This is an uncontrolled document once printed or downloaded and is subject to change without notice. Date Created: 10/08/2018**

TERM. END

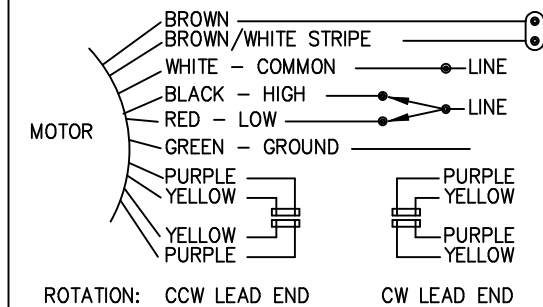


LEAD DESCRIPTION:

1 WHITE, 1 BLACK, 1 RED, 1 BROWN AND 1 BROWN WITH WHITE MARK ALL WITH .25 FLAG TYPE QUICK CONNECTS 36.00" LONG, EXIT MOTOR @ 'A'.

PURPLE AND YELLOW REVERSING LEADS ARE MOLDED INTO MATING PULL APART PLUGS 5.00" LONG, EXIT MOTOR @ 10° FROM 'D'.

GREEN GROUND WITH TERM. FOR #10 SCREW 12.00" LONG.

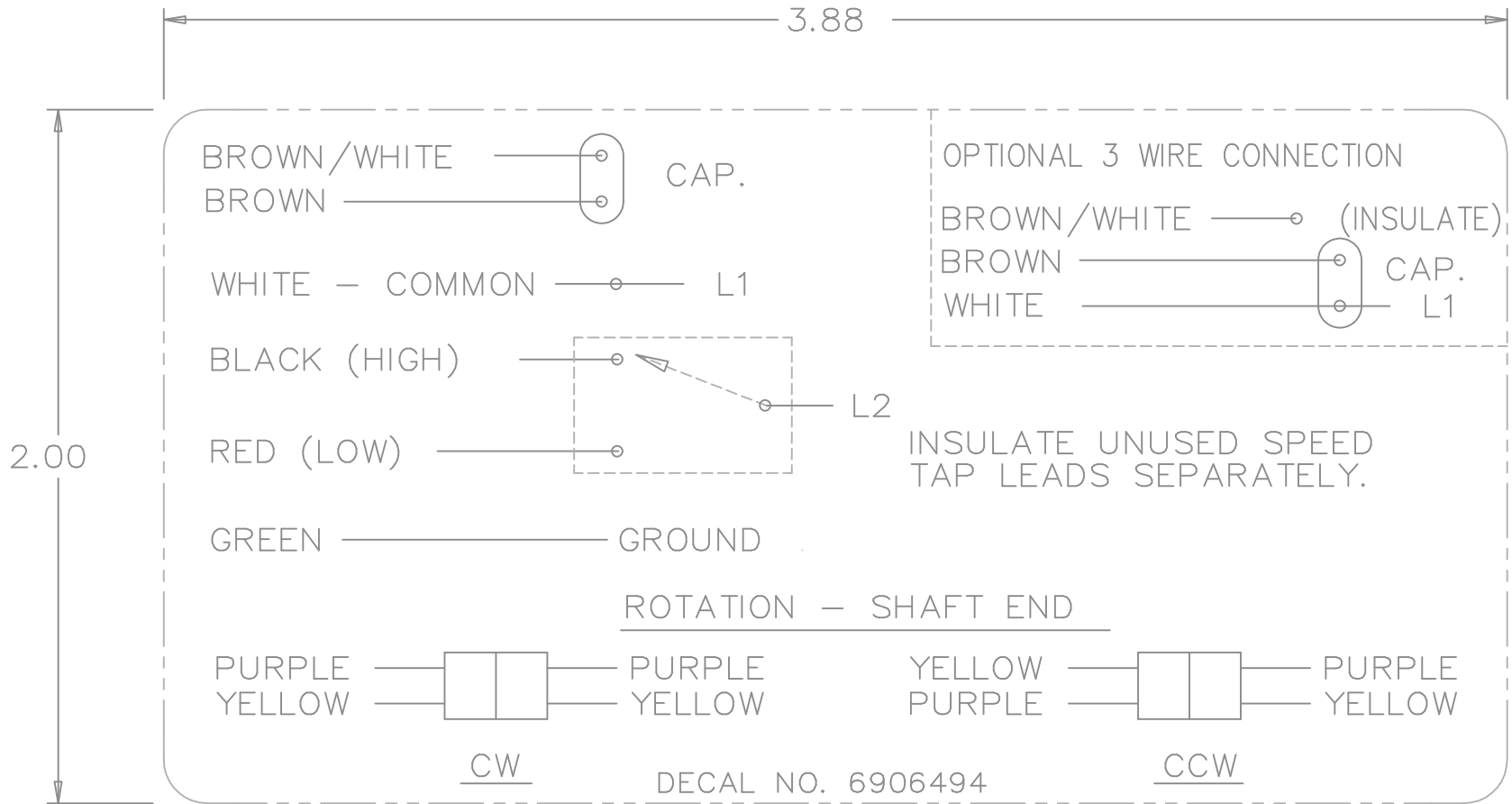


DASH	FR	C	A
450	48Y	10.80	5.00
500	48Y	11.30	5.50

				TOLERANCES UNLESS SPECIFIED		MARATHON ELECTRIC		DRAWN RDH 10/14/2003		
				DEC.	INCHES			CHK	ML 10/15/2003	
				.X	±.1			APPD	MJS 10/15/2003	
				.XX	±.03	TITLE OUTLINE		SCALE	3=8	
2	CLARIFY LOCKWASHER LOCATION	CN 29200-3522	ERH 03-31-2004	MJS	.XXX	±.005	48 FR.	REF		
1	REVISED LEAD DESCRIPTION	CN 29200-3352	NJS 01-07-2004	MJS	.XXXX	±.0005	MAT'L.	FMF	MU48494	
NO.	REVISION	BY & DATE	CHK	ANG	±7'30"		FINISH	PREV		
				RFP			CAD FILE	ss403362	SIZE	DRAWING NO. PAGE OF REV.
				DIST	WP			A	SS403362	2

THIS DRAWING IN DESIGN AND DETAIL IS OUR PROPERTY AND MUST NOT BE USED EXCEPT IN CONNECTION WITH OUR WORK ALL RIGHTS OF DESIGN AND INVENTION ARE RESERVED THIS IS AN ELECTRONICALLY GENERATED DOCUMENT - DO NOT SCALE THIS PRINT

```
ERROR: syntaxerror  
OFFENDING COMMAND: --nostringval--  
STACK :  
  /im  
-savelevel-
```



				TOLERANCES UNLESS SPECIFIED		REGAL-BELOIT <i>Motor Technologies</i>	DRAWN MRB 04-16-1998			
				DEC.	INCHES		CHK	ML	04-22-1998	
				.X	±.1		APPD	GK	04-22-1998	
3	REMOVED 'MARATHON ELECTRIC' CN 35106	DRS 05-01-2002	TOM	.XX	±.02	TITLE CONNECTION DECAL	SCALE	1=1		
2	PART NAME WAS CONNECTION DIAGRAM CN 25669	MRB 04-23-1998		.XXX	±.005		REF			
1	NEW DRAWING CN 25669	MRB 04-22-1998		.XXXX	±.0005	MAT'L.	FMF			
NO.	REVISION	BY & DATE	CHK	ANG	±'	FINISH	PREV			
THIS DRAWING IN DESIGN AND DETAIL IS OUR PROPERTY AND MUST NOT BE USED EXCEPT IN CONNECTION WITH OUR WORK ALL RIGHTS OF DESIGN AND INVENTION ARE RESERVED THIS IS AN ELECTRONICALLY GENERATED DOCUMENT - DO NOT SCALE THIS PRINT				RFP	CAD FILE 6906494		SIZE	DRAWING NO.	PAGE OF	REV.
				DIST	WP		A	6906494	3	3



\*\* Subject to change without notice.